





<p>Activity</p>	<p>Monday, April 20, 2020</p>
<p>Morning Journal</p>	<p>Sign In - Have your child practice writing his/her name daily.</p>
<p>10 min: Skill Practice LITERACY</p>	<p>Letter of the week craft - Choose 1: - Choose 1 craft and make it at home to help your child learn the letter Mn. You can also come up with your own Mm activity.</p> <p>Mm is for Monster</p>  <p>Mm is for mouse</p>  <p>Mm is for mittens</p> 
<p>Movement Activities</p>	<p>Bug'n roll</p> <p>https://www.youtube.com/watch?v=7xyXB8_BetQ</p>
<p>10 min: Project</p>	<p>Question of the Day How do ants communicate?</p> <p>To Do: *Watch: Ant Communication: Do Ants Use Smell to Talk? https://www.youtube.com/watch?v=7s16f2fmkEw</p> <p>*How do we communicate with each other? Talk to your child about the different ways humans communicate.</p> <p>Make a healthy snack: Ants on a Log https://www.healthylittlefoodies.com/ants-log/?utm_medium=social&utm_source=pinterest&utm_campaign=tailwind_tribes&utm_content=tribes&utm_term=941422636_11772278_376507</p>



**10 min:
Enrichment
SOCIAL
-EMOTIONAL**

My feelings today



1. Invite your child to listen to the story "Today I Feel Silly: and other Moods that Make My Day."
2. When finished listening to the story, ask "when did the girl feel happy? What did her face look like? Was she smiling, laughing, frowning?"
3. To extend the activities have your child act out the different emotions from the story. Encourage your child to describe how the other characters in the book respond to the girl's feelings.

Let's read together! Today I feel Silly by Jamie Lee Curtis

<https://www.youtube.com/watch?v=JofkgL7CY5A>

Lunch & Quiet/Nap Time

**10 min:
Specials**

Library-Rachel

- Read The Earth Book.
- Writing prompt "I will show my love for the Earth by..." and/or drawing or video "I can help the Earth by..."

10 min: Reading

Read Aloud:

"Hey, Little Ant!"

<https://www.youtube.com/watch?v=2cZPQqeSm7Y&feature=youtu.be>

- Which character is larger: the boy or the ant?
- Would you squish the ant or let him go free?
- Do you think the boy in the story squished the ant or let him go free at the end?

**5 min:
Skill Practice
MATH**

Measure and Compare
using nonstandard measuring tool - M12

Watch "Introduction to Nonstandard Measurements"

<https://www.youtube.com/watch?v=q8o7n-A0SC0>

1. Find an object or toy to measure
2. Using a nonstandard measuring tool (i.e. paper clips, crackers, markers, etc.), measure the length of your object/toy.
3. Make sure you follow these guidelines:
 - Use the same-sized measuring tools
 - Line up the measuring tools back to back
 - Start at the very beginning of your object

- Keep measuring tool straight - do not overlap
4. Take a picture
 5. Tell how many units long your object/toy is

Optional activities to include throughout the week:

*Make insects with play dough.



HappyNumbers



Starfall

