




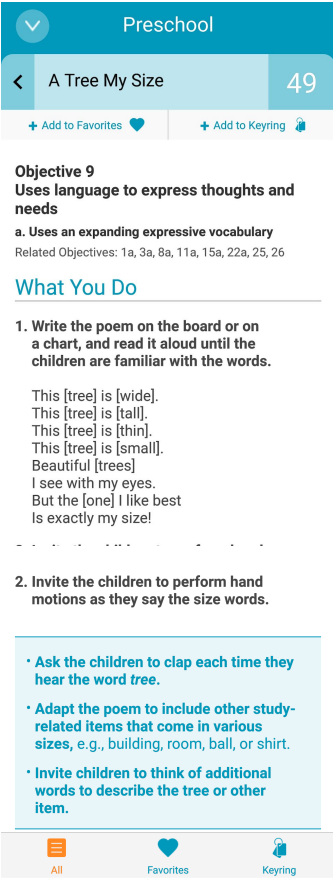
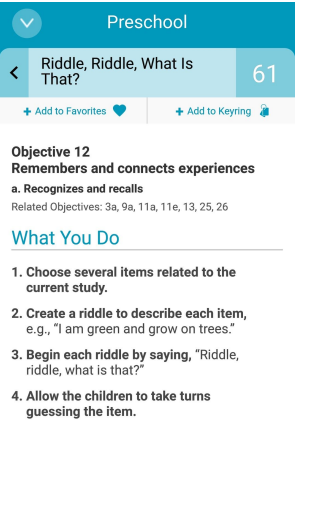


	L	E	A	R	N
week	SEL/Language	Physical/Fine Motor	Cognitive	Literacy	Math
3/30	<p>1a. Manages Feelings</p>  <p>Think: Which emotion are you feeling right now? What can you do when you are feeling angry? What can you do when you are feeling sad?</p> <p>Do: Make a list of all of the things that make you happy.</p> <p>Emotions - Storybots https://youtu.be/akTRWJZMks0</p> <p>TSG Game 106 - Seeing Feelings https://tsi-production.s3.amazonaws.com/DCS/games/PS_106_Seeing-Feelings_En.pdf?X-Amz-Algorithm=AWS4-HMAC-SHA256&X-Amz-Date=20200326T163748Z&X-Amz-SignedHeaders=host&X-Amz-Expires=604800&X-Amz-Credential=AKIAJR4XUPH666DKZE AQ%2F20200326%2Fus-east-1%2Fs3%2Faws4_request&X-Amz-Signature=112745e3910a3a55fba50e7485dab37fe053</p>	<p>4. Traveling Skills</p> <p>Play "Follow the Leader"</p> <p>(Ask the leader to move throughout the space in a variety of ways, moving in different directions and using different movements, such as walking, galloping, and skipping or like an animal. The follower stays close to the leader, mimicking the movements of the leader)</p> <p>TSG Game 144 - Copy Each Other https://tsi-production.s3.amazonaws.com/DCS/games/PS_144_Copy-Each-Other_En.pdf?X-Amz-Algorithm=AWS4-HMAC-SHA256&X-Amz-Date=20200326T164247Z&X-Amz-SignedHeaders=host&X-Amz-Expires=604800&X-Amz-Credential=AKIAJR4XUPH666DKZE AQ%2F20200326%2Fus-east-1%2Fs3%2Faws4_request&X-Amz-Signature=a8f3d1f98cf07f01e3dc33c5f87bccf5238af</p>	<p>11e. Shows flexibility and inventiveness in thinking</p>  <p>Build a house for your stuffed animal</p> <p>Three little pigs story videos https://www.youtube.com/watch?v=cgzAmplDXp8 https://www.youtube.com/watch?v=WR4L_t6lAfc</p>	<p>15a. Rhyming</p>  <p>Choose a word and see how many rhyming words you can create</p> <p>TSG Game 194 - Rhyming https://tsi-production.s3.amazonaws.com/DCS/games/PK_194_Rhyming_En.pdf?X-Amz-Algorithm=AWS4-HMAC-SHA256&X-Amz-Date=20200324T171821Z&X-Amz-SignedHeaders=host&X-Amz-Expires=604800&X-Amz-Credential=AKIAJR4XUPH666DKZE AQ%2F20200324%2Fus-east-1%2Fs3%2Faws4_request&X-Amz-Signature=5ad5c5a00f40c3e013b4604a3540731775bb4281c1aba84f163921d8c5a2a265</p> <p>Rhyming video- https://www.youtube.com/watch?v=WR4L_t6lAfc</p>	<p>20a. Counts</p>  <p>Count the number of steps from the kitchen to your room</p> <p>Counting video https://www.youtube.com/watch?v=MVzXKfr6e8</p>  <p>TSG Game 195 - Counting Higher https://tsi-production.s3.amazonaws.com/DCS/games/PK_195_Counting-Higher_En.pdf?X-Amz-Algorithm=AWS4-HMAC-SHA256&X-Amz-Date=20200326T165950Z&X-Amz-SignedHeaders=host&X-Amz-Expires=604800&X-Amz-Credential=AKIAJR4XUPH666DKZE AQ%2F20200326%2Fus-east-1%2Fs3%2Faws4_request&X-Amz-Signature=112745e3910a3a55fba50e7485dab37fe053</p>

	518c7ed3ff77f11512af193d9bc3	26d3d70d134deaf4e6bbfdd96cc	<p>Mighty Minutes 49, "A Tree My Size"</p>  <p>Objective 9 Uses language to express thoughts and needs a. Uses an expanding expressive vocabulary Related Objectives: 1a, 3a, 8a, 11a, 15a, 22a, 25, 26</p> <p>What You Do</p> <p>1. Write the poem on the board or on a chart, and read it aloud until the children are familiar with the words.</p> <p>This [tree] is [wide]. This [tree] is [tall]. This [tree] is [thin]. This [tree] is [small]. Beautiful [trees] I see with my eyes. But the [one] I like best Is exactly my size!</p> <p>2. Invite the children to perform hand motions as they say the size words.</p> <ul style="list-style-type: none"> • Ask the children to clap each time they hear the word tree. • Adapt the poem to include other study-related items that come in various sizes, e.g., building, room, ball, or shirt. • Invite children to think of additional words to describe the tree or other item. 	<p>om/watch?v=RVophT8naUM</p> <p>Rhyming story https://www.youtube.com/watch?v=oaKOR-t7IWA</p> <p>Mighty Minutes 61, "Riddle, Riddle, What Is That?"</p>  <p>Objective 12 Remembers and connects experiences a. Recognizes and recalls Related Objectives: 3a, 9a, 11a, 11e, 13, 25, 26</p> <p>What You Do</p> <ol style="list-style-type: none"> 1. Choose several items related to the current study. 2. Create a riddle to describe each item, e.g., "I am green and grow on trees." 3. Begin each riddle by saying, "Riddle, riddle, what is that?" 4. Allow the children to take turns guessing the item. 	KZEAQ%2F20200326%2Fus-east-1%2Fs3%2Faws4_request&X-Amz-Signature=c37d71926432e93d8911fe09abecfd4dd4266c3ace5a8c0e96561d1fb89be0f
<p>Letter of the Week Activities</p> <p>M</p>	<p>M - Letter M songs: https://www.youtube.com/watch?v=WnpgmXZulFU https://www.youtube.com/watch?v=koZhWIZh4b8 https://www.youtube.com/watch?v=hBAulzZtP4</p> <p>How to write letter M - using Handwriting Without Tears lingo: https://www.youtube.com/watch?v=7bdV4U1tsGc https://www.youtube.com/watch?v=Mw1XdDh4sSc https://www.youtube.com/watch?v=ATPABO5qmFI - The Singing Walrus</p> <p>T - Practice writing letter M with pencil, marker, crayon, fingerpaint, etc.</p>				

W - Practice making the letter M sound and thinking of things that start with letter M.

TH - Make a collage of pictures that start with the letter M from magazines or clipart to bring in once we return to school.

F - Letter M Show-and-Tell